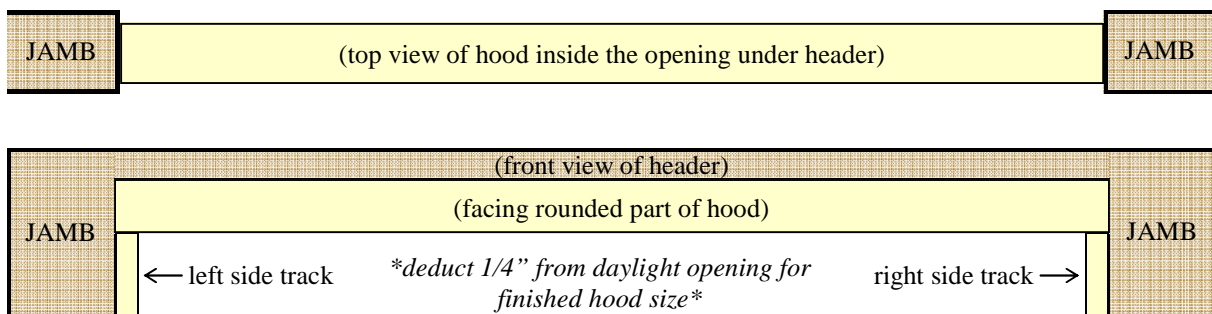


INSTALLATION TYPES

(Install type is determined by where the hood will be mounted in relationship to the header)

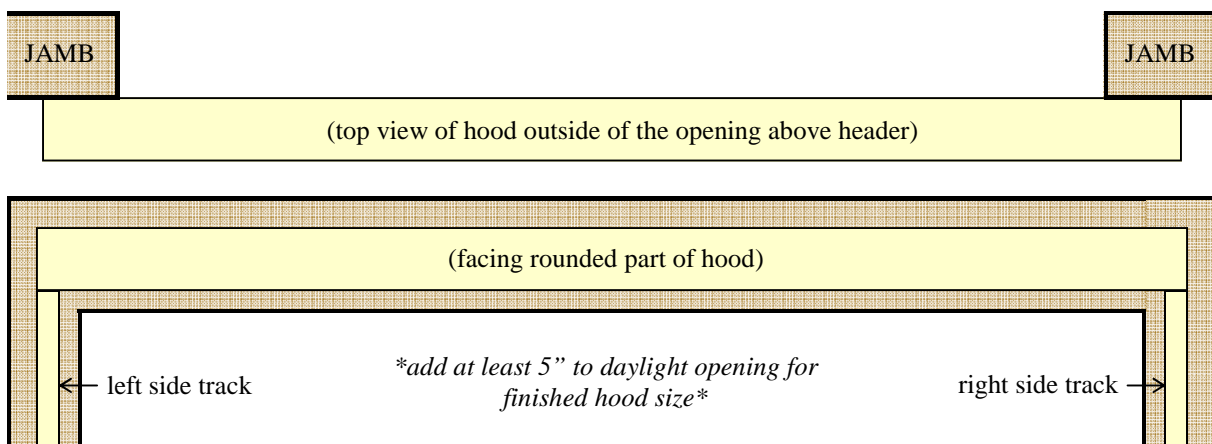
INSIDE UNDER HEADER (IUH)

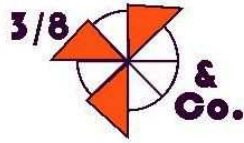
Hood is installed **Inside** of the opening **Under** the **Header**. Tracks mount under the header between the jamb. This install can be used for residential, commercial, and recessed applications, with the exception of arched openings.



OUTSIDE ABOVE HEADER (OAH)

Hood is face mounted **Outside** of the opening **Above** the **Header**. Tracks face mount outside to the left and right of the opening. Any surface mounted application is considered OAH, regardless if it is installed inside or outside of the establishment. This install can be used with residential or commercial applications. Recessed applications do not apply.





INSTALLATION TYPE PHOTOS



(pictured above) **INSIDE UNDER HEADER (IUH):**
Hood mounts inside the opening, under the header.
Tracks mount inside the opening, between the jams.



(pictured above) **RECESSED:**
Hood or roller assembly recesses into pocket.
Tracks and u-channel are hidden in walls.

(pictured right)
OUTSIDE ABOVE HEADER (OAH):
FACE MOUNT:
Hood mounts outside the opening,
above the header.
Tracks mount to the left and right
outside the opening.



(pictured left) **90 DEGREE CORNER:**
Use both the face mount install along with
the IUH install for a smooth transition in
corners where mounting units on
architectural columns or outside the home
is not feasible.