

UNIQUELY DESIGNED TO MEET YOUR NEEDS



CUSTOM BUILT TO YOUR SPECIFICATIONS

Every Eclipse shading system is custom made and professionally installed by our independent dealers to meet your individual requirements. The Eclipse Premier is available up to 40' wide with projections up to 13'. Eclipse components meet stringent ISO 9001 and TUV standards and are assembled in the USA by skilled craftspeople.

MOTORIZED FOR EASY USE


Your Eclipse Premier features a UL listed motor from Somfy, the world leader in home automation. You can operate your shading system with a wireless wall switch, a hand held remote, from your smart device... or from all of these! To increase the usefulness and effectiveness of your shading system, plus add a level of protection, Eclipse also offers sun sensors and motion sensors.



TRULY THE INDUSTRY LEADER

Eclipse Premier Arms:

- The Eclipse brand exclusive ABT arm belt is hidden - clean finished look
- 21% more arm tension than our Eclipse model - stronger, tighter fabric
- Tested to 72,000 cycles - 20% more expected life than the Eclipse model
- Thicker, contoured arm profiles - reduced arm deflection
- Sealed dual ball bearing elbows with a larger radius curve - smoother operation and better arm tension



MOUNTING AND FABRIC PROTECTION

The Eclipse Premier can be ordered 3 ways:

- With a fully exposed rolled up fabric referred to as an "Open Roller" - typically for under soffit mounting
- With a protective Standard Hood for wall mounting
- With a Semi Cassette providing full fabric protection for any mounting application - we recommend this option especially for roof mounting

PRODUCT OPTIONS



DROP SHADE

Add even more solar protection while increasing your privacy with the Eclipse Drop Shade. This option features an open mesh, sun screen fabric that extends down from the front bar over the width of the awning. The Drop Shade is self storing and can be motorized or manually operated. This option is not available with the Semi Cassette.

LUNAR LIGHTING

Add a unique element to your evening entertaining with exterior rated, soft glow Eclipse Lunar Lighting. Mounted to the underside of your awning you can control the lighting system with the touch of a button. These UL listed lights are safe for outdoor use and are designed not to attract bugs.



ELECTRONIC ACCESSORIES


Our world class wireless components make operating your shading system effortless.

- **Wind/Motion Sensor:** This accelerometer sensor attached to the awning's framework will retract the unit if it gets too windy - adding a level of safety and security.
- **Sun Sensor:** This sensor, typically mounted to an exterior wall, will automatically extend the awning once the preset sun level is attained, and will automatically retract your shading system when the sun passes.
- **My Link:** Do you like to control things with your smart device? Add a My Link radio controller and download a simple App allowing you to control your shading system from anywhere!



SEMI CASSETTE HOOD

Completely protect your fabric from the elements and increase your level of security with the Semi Cassette option.



HARDWARE TO MATCH YOUR DÉCOR

Eclipse offers four architecturally pleasing colors to either match or accentuate your home. Our pretreated powder coated finishes are second to none in durability and appearance.



FROM SERENE TO STUNNING, WE HAVE THE FABRIC FOR YOU

Eclipse offers over 150 long lasting, 100% acrylic fabrics from which to choose. Our covers are computer cut and sewn to create a superior fitted awning. We use the finest Tenera thread allowing us to offer you a 10 year warranty on the complete fabric cover.



PLATINUM PROTECTION PLUS - AN ADDED LEVEL OF SECURITY

Looking for a lifetime warranty on your complete shading system - from frame to fabric, motor and electronics? Then the Platinum Protection Plus is for you. Ask your dealer for complete details.

THE NEXT GENERATION IN SHADING



DELIVERING VALUE

The Eclipse Premier is the upgraded, "Gold Standard" of our Eclipse model, our most popular unit. The Premier offers the latest key product enhancements to ensure a long lasting, trouble free shading system. The Premier is confidently backed with our extended Platinum Protection Warranty package included at no additional cost.

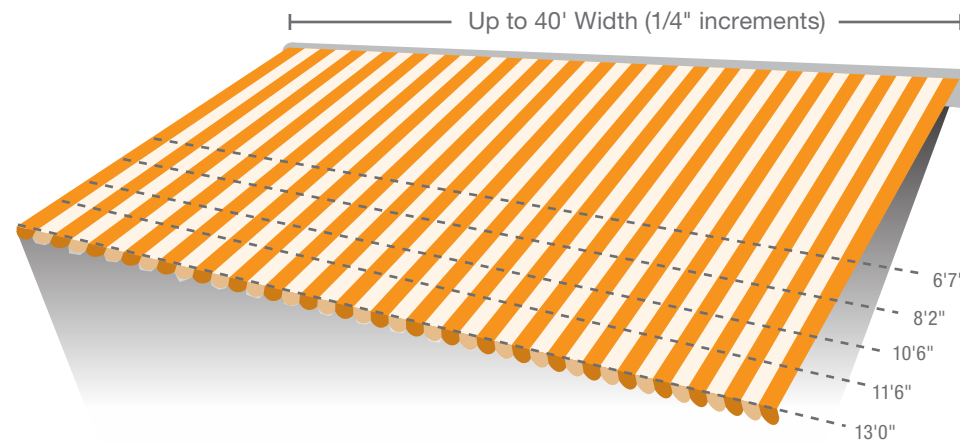
ELEGANT PERFORMANCE

The Eclipse Premier features components that provide a refined, finished look while adding strength and durability to the system. The aluminum powder coated torsion bar has been upgraded to a stronger, thicker wall profile to increase unit rigidity. The retractable arms are where you'll notice the greatest improvements. These arms feature larger arm profiles, a concealed heavy duty arm belt, sealed ball bearings at the elbow and an overall contoured designer shade.



Optional Drop Shade shown

PRODUCT FEATURES



SIZES AVAILABLE

The Eclipse Premier shading system is custom made to fit your unique space. With widths up to 40' wide and projections up to 13', we've got you covered!

The Eclipse Premier components meet stringent ISO 9001 and TUV standards and are assembled in the USA by skilled craftspeople.



PRODUCT WARRANTY*

Lifetime Frame
10 years on fabric
8 years on motor and electronics
**Please review warranty for complete details*



HEAVY DUTY TORSION BAR

The Premier torsion bar is 15% heavier than our standard bar. This provides a stable shading system with less bouncing in light winds.



PREMIER ARMS

Incorporates sealed ball bearings and larger profiles providing smooth and quiet operation.



MOUNTING

Wall, ceiling or roof mounting available to match your needs.



CONCEALED ABT

The larger, internally hidden, belt means a cleaner finished look with a tighter fabric cover.



MOTORIZED

For easy push button operation and includes a manual override feature should you lose power.



#1 Rated Brand of
Retractable Awning
7 Years In A Row!
2010 - 2016



For more photos, customer feedback and additional product details, please visit:

ECLIPSEAWNINGS.COM

Your independently owned and operated dealer



RETRACTABLE SHADING SYSTEMS

Eclipse PREMIER

